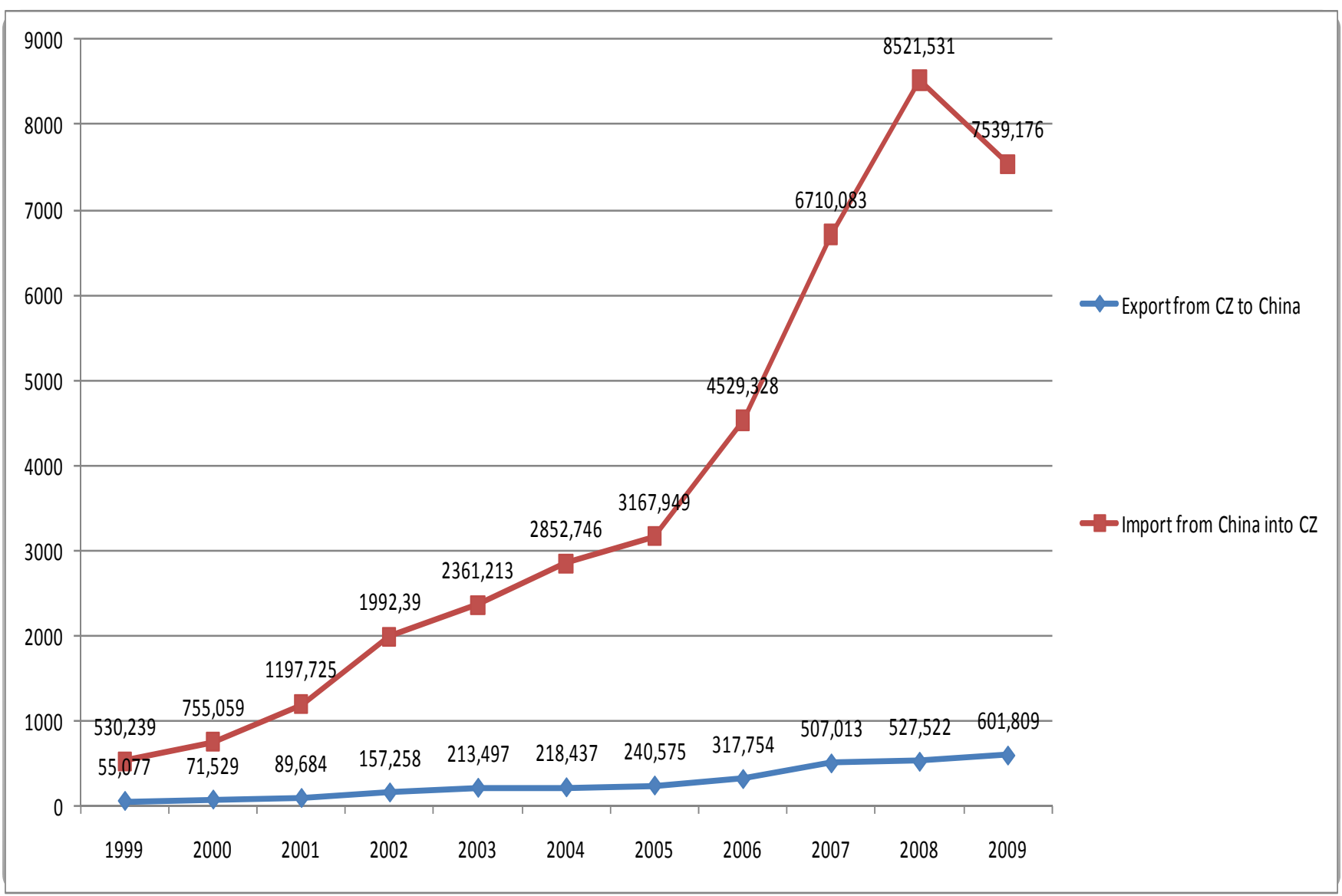


Year	Total export (in mil. EUR)
1999	55,077
2000	71,529
2001	89,684
2002	157,258
2003	213,497
2004	218,437
2005	240,575
2006	317,754
2007	507,013
2008	527,522
2009	601,809

Year	Total import (in mil. EUR)
1999	530,239
2000	755,059
2001	1197,725
2002	1992,390
2003	2361,213
2004	2852,746
2005	3167,949
2006	4529,328
2007	6710,083
2008	8521,531
2009	7539,176

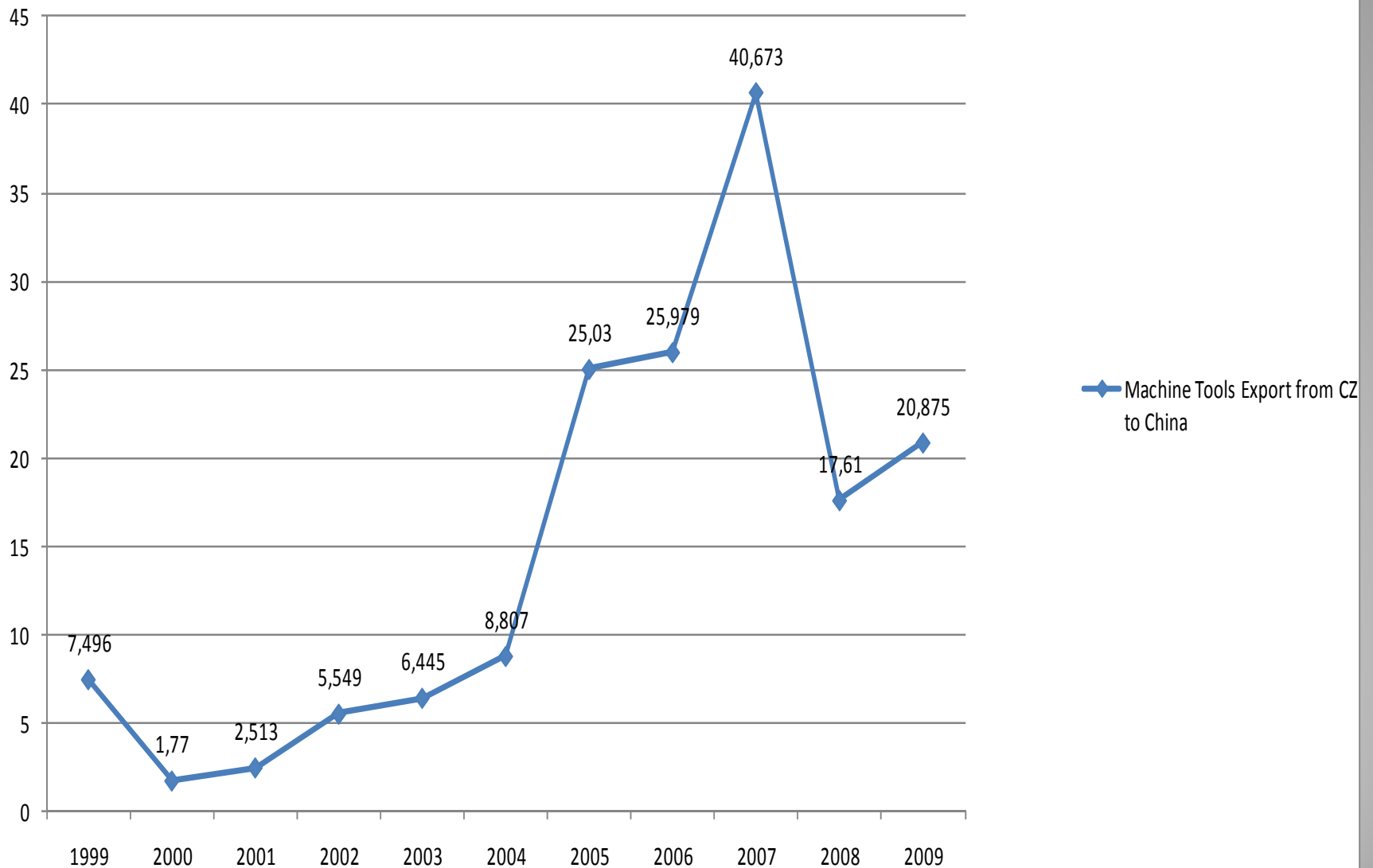
Total export and import – in mil. EUR



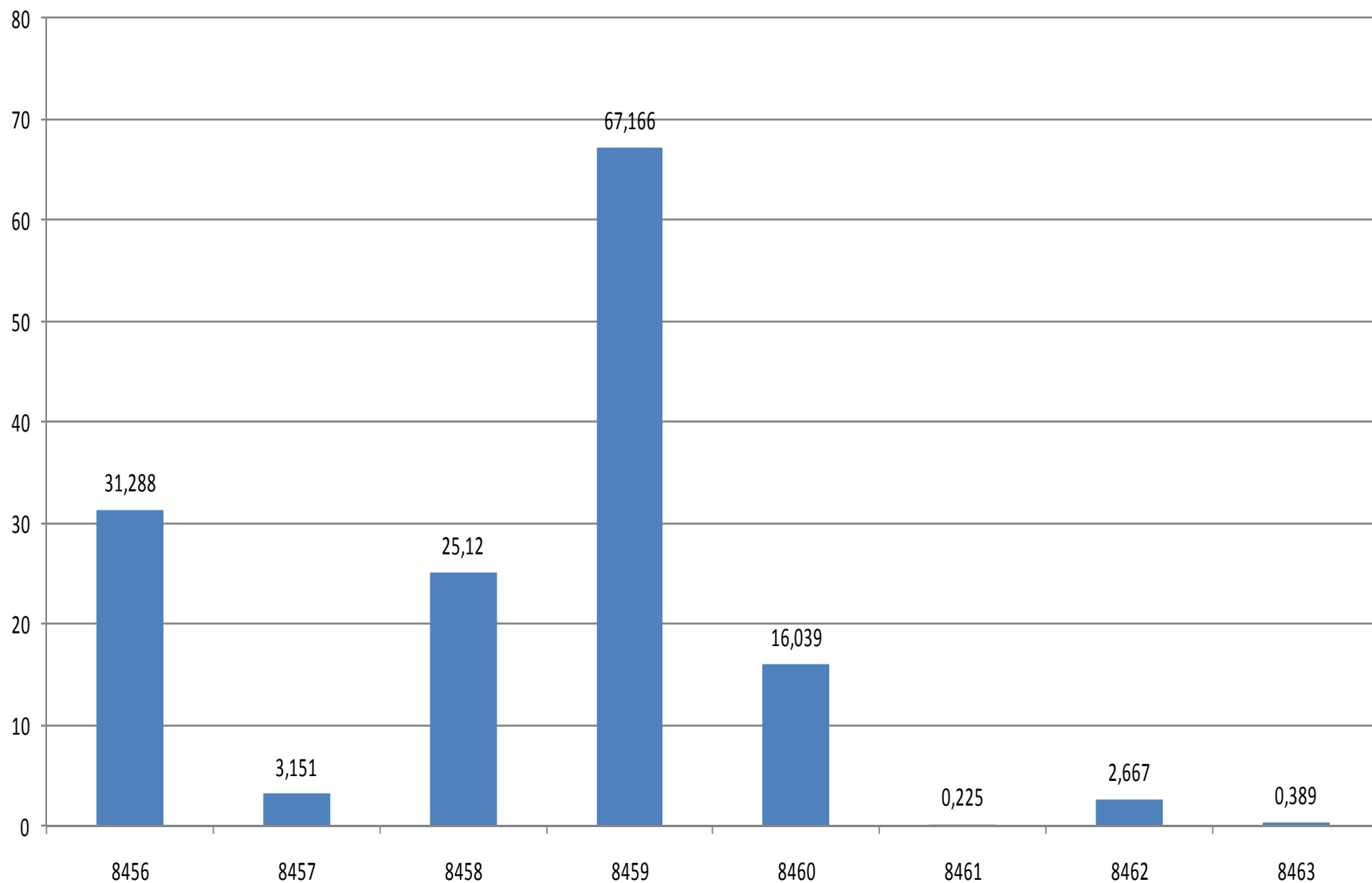
Total export and import – in mil. EUR

	1999	2000	2001	2002	2003	2004	2005	2006	2007	2008	2009
8456	-	-	-		-	-		-			-
				30,05			0,711		0,090	0,437	
8457	-	0,066	-		-		-	-			
				0,097		0,214			0,084	1,419	1,271
8458		-			-					-	
	0,985		1,229	1,273		1,663	3,057	6,901	19,509		10,012
8459											
	6,114	1,371	0,965	2,460	6,342	5,849	20,699	14,376	14,934	9,692	5,640
8460	-										
		0,313	0,318	0,587	0,064	0,272	0,240	4,378	5,934	5,986	3,881
8461	-										
		0,003	0,002	0,086	-	0,019	0,040	0,047	0,011	-	0,017
8462			-		-		-				
	0,397									0,076	
		0,014		1,012		0,750		0,252	0,111		0,055
8463	-		-	-					-	-	-
		0,002			0,039	0,040	0,283	0,025			
Totally	7,496	1,770	2,513	5,549	6,445	8,807	25,030	25,979	40,673	17,610	20,875

Czech export of metal cutting and metal forming machines to China acc. to the custom tariff in 1999 - 2009 (mil. EUR)



Czech export of metal cutting and metal forming machines to China – in mil. EUR

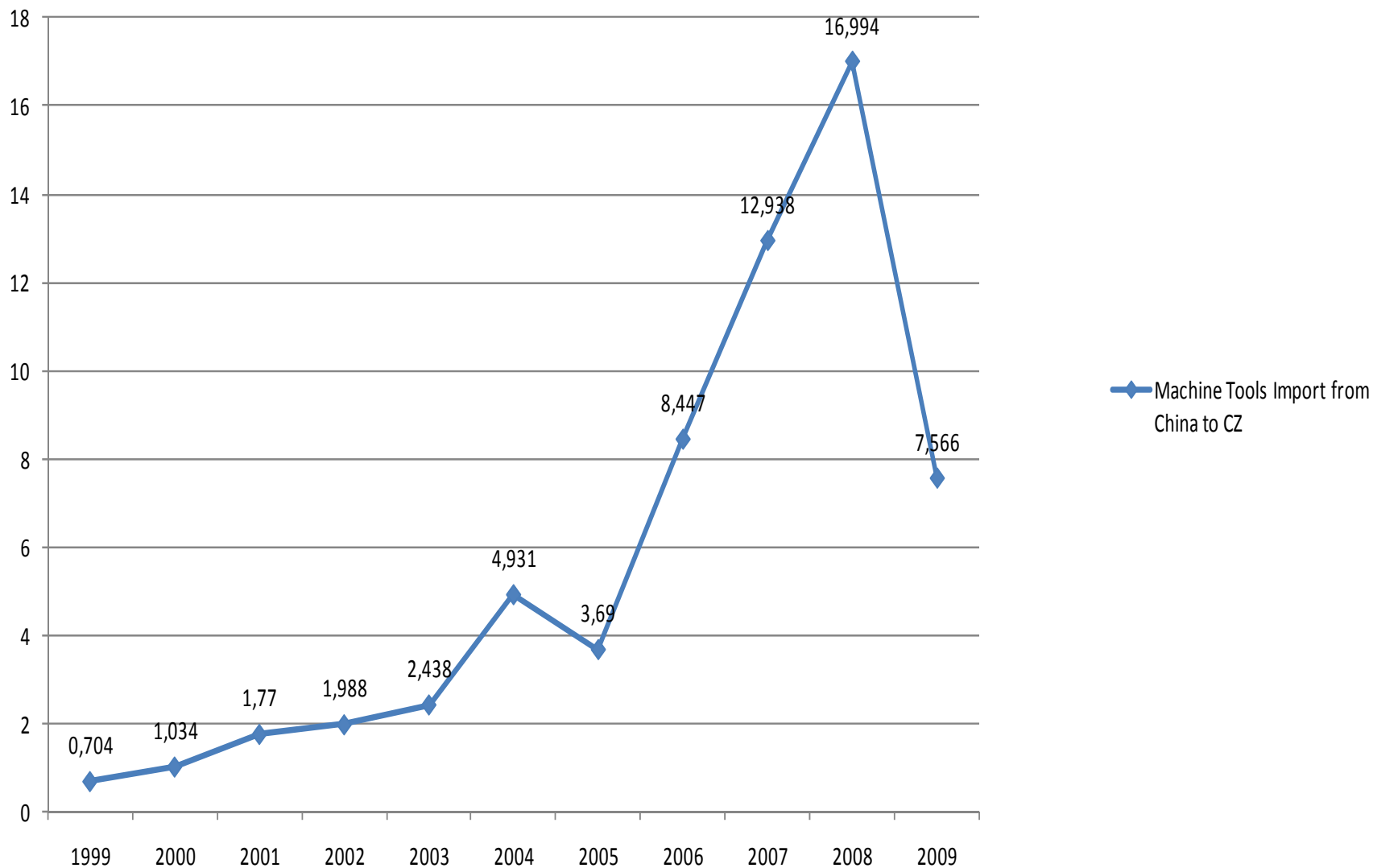


Czech export of metal cutting and metal forming machines to China – in mil. EUR

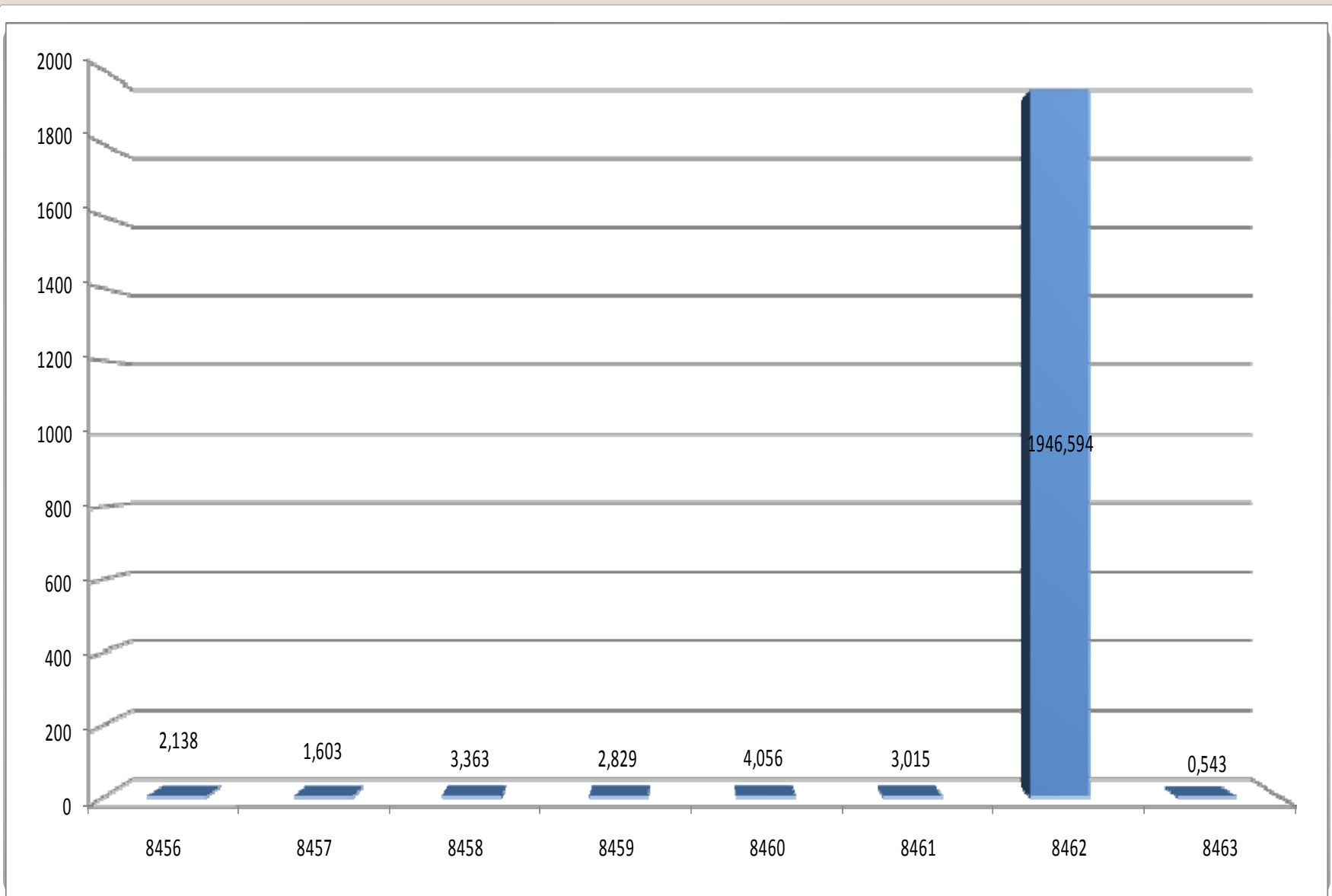
	1999	2000	2001	2002	2003	2004	2005	2006	2007	2008	2009
8456	-	-	0,001	0,015	0,092	0,124	0,199	0,296	0,216	0,914	0,281
8457	-	-	-	-	-	-	0,113	0,001	0,081	0,970	0,438
8458	0,063	0,249	0,389	0,401	0,457	1,233	0,834	2,171	1,563	3,034	0,970
8459	0,268	0,423	0,500	0,704	0,934	1,724	1,048	2,766	5,917	5,696	2,066
8460	0,308	0,221	0,740	0,545	0,547	0,908	0,787	1,017	1,782	2,481	2,165
8461	0,008	0,029	0,110	0,197	0,168	0,347	0,157	0,222	0,501	0,591	0,685
8462	0,057	0,113	0,030	0,126	0,240	0,592	0,540	1,944	1,859	2,876	0,896
8463	-	-	-	-	-	0,002	0,013	0,030	1,019	0,432	0,066

Totally 0,704 1,034 1,770 1,988 2,438 4,931 3,690 8,447 12,938 16,994 7,566

**Czech import of metal cutting and metal forming machines
from China acc. to the custom tariff in 1999 - 2009 (mil. EUR)**



Czech import of metal cutting and metal forming machines from China – in mil. EUR



Czech import of metal cutting and metal forming machines from China – in mil. EUR

8456	Physico – chemicals machines
8457	Machining centres
8458	Lathes
8459	Drilling, boring and milling machines
8460	Grinding, sharpening, honing and lapping machines
8461	Sawing, gear hobbing and gear shaping machines
8462	Metal forming machines
8463	Other metal forming machines

Custom's tariff